



DR MUSANI MDS

Pediatric Dentist

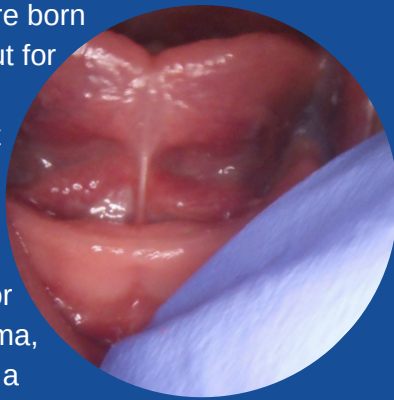
Specialist in treating newborns, infants & breast feeding problems
and children's tongue ties



TONGUE TIES & LIP TIE WHAT PARENTS NEED TO KNOW?

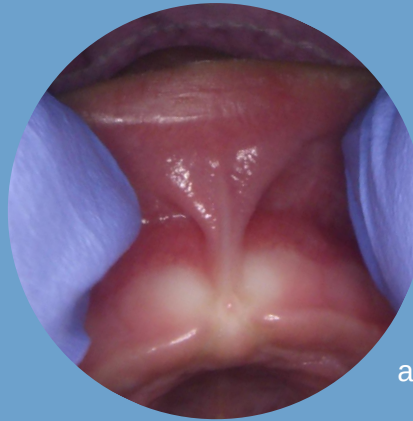
WHAT IS A TONGUE TIE?

A tongue tie occurs when the thin membrane under the baby's tongue (the lingual frenulum) restricts the movement of the tongue. All babies are born with some of this tissue, but for approximately 5-12% of newborns, it is so tight that they cannot move their tongues freely. This can affect their ability to breastfeed and lead to poor latch, nipple pain and trauma, decreased milk intake and a decline in milk supply over time. The medical term for tongue tie is "ankyloglossia" and studies show the defect is hereditary.

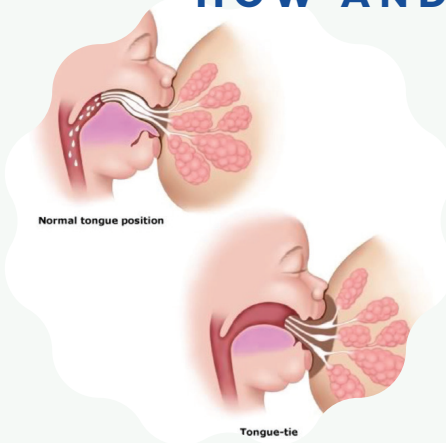


WHAT IS A LIP TIE?

Many babies with a tongue tie, also have an abnormally tight membrane attaching their upper lip to their upper gums (the labial frenulum). This is called a lip tie. Babies with a lip tie often have difficulty flanging their lips properly to feed and cannot create a proper seal at the breast. This can cause them to take in excess air during breastfeeding, which often makes these babies gassy and fussy.



HOW AND WHY DO TIES AFFECT BREAST FEEDING?



The mobility of the tongue is very important during breastfeeding, both for the mother and the baby. A baby with a tied tongue may not be able to latch deeply onto the breast, past the nipple onto the areola. This compresses the nipple onto the hard palate in the baby's mouth, leading to nipple pain and skin breakdown for the mother. A tongue tie often accompanies a high palate, which also decreases the suction and further reduces milk transfer. Babies with ties may not maintain a latch for long enough to take in a full feeding, while others may remain attached to the breast for long periods of time without taking in enough milk. Some infants will feed only during the mother's milk ejection reflex, or "let-down" when the milk ejects more freely, but will not continue to draw milk out of the breast when this slows. Bottle feeding allows milk to drip into the mouth without effort, thus requiring less tongue muscle effort than is needed for breastfeeding.

HOW ARE TONGUE & LIP TIES DIAGNOSED?

Tongues and lips are only considered to be tied if their "movement is restricted, impairing mobility. Correct examination of infants requires the infant be placed on the examiners lap with the infant's head facing the same direction as the person evaluating the infant. It is important to note that not all ties cause problems and require correction. Each case needs to be assessed by an educated and trained practitioner on an individual basis. Tongue tie is a diagnosis based upon function & symptoms so what your baby's tongue looks like can sometimes be less important than how it can move.

Trying to feed, swallow, talk, eat with a tongue tie is like trying to run a marathon with your shoes tied together

TREATMENT OF TONGUE & LIP TIES?

Tie revisions (called frenectomies) remove the tissue or tight frenulum under the tongue or upper lip. Dr. Musani uses a state of the art **Erbium Cold Laser** for a safe and quick procedure that allows for greater tongue and lip mobility. Dr. Musani is laser certified by The Indian Academy of Laser Dentistry to perform frenectomies. **Advantages of revising ties with an Erbium laser include:**

- Minimal discomfort
- Minimal bleeding during and after the procedure - the laser aids in hemostasis
- Faster healing
- Bactericidal properties
- Increased precision and complete removal of a tie.

On the other hand:

- Diode or hot lasers cause tissue burn and difficult & painful healing with fibrosis
- Scissors cause bleeding in the surgical field and therefore result in incomplete releases.

SIGNS & SYMPTOMS OF TONGUE & LIP TIES

Some babies with tongue ties and lip ties are able to attach to the breast and suck well. However, many of these infants have breastfeeding problems. The following signs are common amongst infants with tongue and lip ties and their mothers. However, it is important to note that these signs can be linked to other breastfeeding problems and are not solely related to ties.

MOTHERS MAY EXPERIENCE

- flattened nipples after breastfeeding
- nipple pain and damage
- prolonged feedings
- poor breast drainage
- decreased milk production

INFANTS MAY EXHIBIT

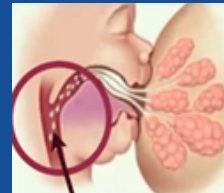
- noisy suckling or clicking
- popping on and off the breast
- leaking on the sides of the mouth
- poor weight gain
- coughing or gagging
- lip blisters
- gas pain
- noisy breathing/snoring sounds when sleeping
- reflux or colic symptoms

When the breast, bottle or pacifier is placed into the infant's mouth who cannot bring the tongue forward because of the tie, reduced oxygen to the brain may result.



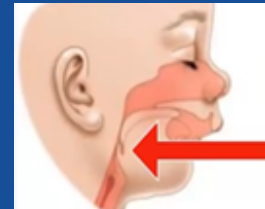
What happens when the tongue is tied and cannot move adequately forward, it is pushed posteriorly in to the airway.

Correct latch- the tongue is able to pass under the mother's nipple



The airway is wide open

The airway is blocked



If you suspect your baby has a tongue tie or lip tie that is causing breastfeeding problems, you may contact us

OUR TEAM APPROACH

Dr. Musani feels that post-op care is important to the success of the release. Essentially, the baby must learn how to use his or her tongue in a new way. Some babies need no help at all and immediately breastfeed post-procedure, while other babies may need help from additional professionals.

- An International Board Certified Lactation Consultant (IBCLC) provides full feeding observation, latch/position adjustment, suck assessment, pre and post feeding weight checks and strategies for correcting problems and managing breastfeeding.
- A speech or developmental feeding therapist can help babies learn to use their tongues for more effective eating and speech.
- A craniosacral therapist, osteopath, chiropractor, occupational or physical therapist can help babies to release tight muscles that have compensated for a tight frenulum or improper suck. Bodywork encourages an infant to express postural reflexes and explore natural movement inclinations through the nervous system.

A bottle won't tell you whether it has pain or a poor latch, but a mother is acutely aware of it every time the baby nurses.

DR. IQBAL MUSANI MDS

Pediatric Dentist



Dr Musani's Tongue Tie Center
205 Ashoka Mall, Bund Garden Road
Pune 411001, Maharashtra, India
www.tonguetie.in
+91-9960530111 / 02026167383 / 02041220133

HELPING BABIES GROW HEALTHY



Dr. Iqbal Musani MDS

Pediatric Dentist

Specialist in treating newborns, infants & breast feeding problems, children's tongue ties

www.tonguetie.in / www.kidsdental.co.in

kidslaserdental@gmail.com

+91-9960530111 / 02026167383 / 02041220133

